



Australian designed
owned & made



Pet Doors Designed for

Insect Screen Doors & Security Screen Doors **(3 Sizes - 6 Colours)**

-  **Easy to fit with simple Fitting Instructions**
-  **Can be fitted without taking door off**
-  **UV Stabilised**
-  **Spare Parts Available**
-  **Slim fitting - no interference**
-  **Basic Handyman Tools required**
-  **Fits to Standard Insect Screen Doors using Support L Bracket (Sold Separately)**
-  **Fits to Stainless Steel Doors (refer Website)**

ALSO AVAILABLE



Timber Pet Door version
available in Small, Medium
& large (White only)



Glass Pet Door version
available in Small & Medium
(Clear only)

Code: PDS

Small

Opening Size
240mm (9½") high
190mm (7½") wide

Code: PDM

Medium

Opening Size
305mm (12") high
225mm (9") wide

Code: PDL

Large

Opening Size
400mm (15¾") high
260mm (10¼") wide



Video Fitting Instructions available at: www.petway.com.au

Fits Security Screen Doors



Small - Fitted to
Security Door

Code: PDS - Small
Flap Opening:
240mm x 190mm



Medium - Fitted to
Security Door

Code: PDM - Medium
Flap Opening:
305mm x 225mm



Large - Fitted to
Security Door

Code: PDL - Large
Flap Opening:
400mm x 260mm



Black



White



Primrose



Stone Beige



Brown



Bronze

Fits Stainless Steel Doors

**Petway recommends using
Single-Sided Sticky Back Foam
Tape between the two
frames to take up the extra gap
(Available at your local Hardware)
(Refer Stainless Steel Door Fitting
Video on our website)**



Small - Fitted to
Stainless Steel Security Door

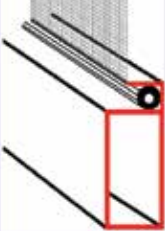
Video Fitting Instructions available at: www.petway.com.au

Fits Insect Screen Doors

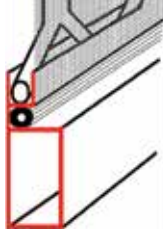
Using supporting L bracket
(Sold separately)

See below if L bracket is required

Adaptor L Bracket
REQUIRED
for this type frame.



Adaptor L Bracket
NOT REQUIRED
for this type frame.



Small - Fitted to
Insect Screen Door

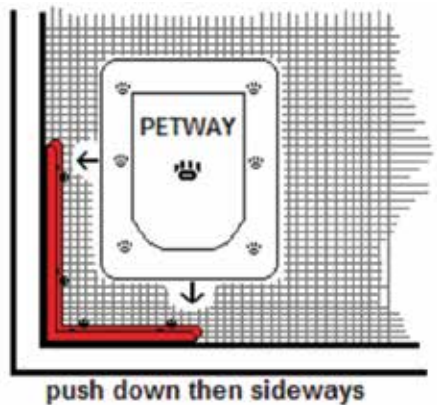


Bracket being fitted - **outside view**



Bracket fitted - **inside view**

L Bracket is a
support bracket to fit
the Security Pet Door
to Standard Insect
Screen Doors



Colour Chart:

Security Pet Door: *Six Colours*



Black



White



Primrose



Stone Beige



Brown



Bronze

Timber Pet Door: *White only*

Code: PDST - Small

Code: PDMT - Medium

Code: PDLT - Large



White

Glass Pet Door: *Clear only*

Code: PDSG - Small

Code: PDMG - Medium



Pet Door Inside View



Glass Pet Door

Small & Medium available



Timber Pet Door

Small, Medium & Large available



Flexible Flap

Small, Medium & Large available

Manufactured by:

Petway Access Doors

P.O. Box 127, Labrador, Gold Coast, Queensland, Australia. 4215.

Tel: (07) 5574 5444 Fax: (07) 5594 9177

International Tel: +61 7 5574 5444

www.petway.com.au

Email: sales@petway.com.au



Available From:














Australian designed
owned & made



Pet Doors Designed for

Timber Pet Doors: **(3 Sizes - White Only)**

-  **Easy to fit with simple Fitting Instructions**
-  **Can be fitted without taking door off**
-  **UV Stabilised**
-  **Spare Parts Available**
-  **Slim fitting - no interference**
-  **Basic Handyman Tools required**
-  **Template provided for easy cut out**
-  **Slide down Pet Lock-Out Panel provided**
-  **Frames squeeze together for varying Timber Thickness**



Timber Pet Door version
available in Small, Medium
& Large (White only)



Petway Timber & Security Pet Doors can be aligned to work together, best to fit the Security Pet Door first to enable alignment of Timber Pet Door correctly.

A Soft Flexible Flap (Sold Separately) is available so two flaps can work together. We recommend fitting the flexible flap to the Timber Pet Door.

ALSO AVAILABLE Security & Glass Pet Doors

Video Fitting Instructions available at: www.petway.com.au



Australian designed
owned & made



Pet Doors Designed for

Glass Pet Doors: (2 Sizes - Clear Only)

Small - Opening Size: 240mm x 190mm

Medium - Opening Size: 305mm x 225mm

-  **Polycarbonate UV Stabilised**
 -  **Stainless Steel Screws**
 -  **Spare Parts Available**
 -  **Includes Slide-Up Locks & Pet Lock-Out Panel**
 -  **Frames squeeze together for varying Glass Thickness**
- Type of Glass will need to be checked by Glazier to see if suitable for cutting



Unique Pet Lock-Out
Panel included

*Small Glass
Pet Door*



*Medium Glass
Pet Door*



Small Pet Door Fitted



*Small Pet Door with
Flexible Flap fitted*



Medium Pet Door Fitted

ALSO AVAILABLE Security & Timber Pet Doors
Video Fitting Instructions available at: www.petway.com.au